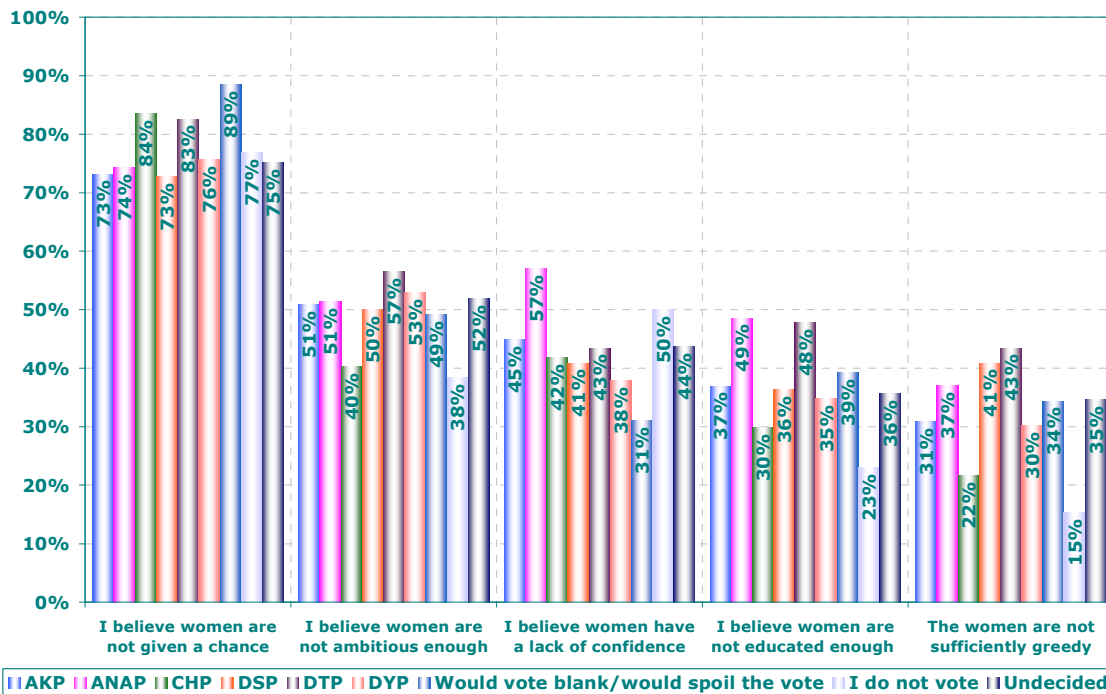
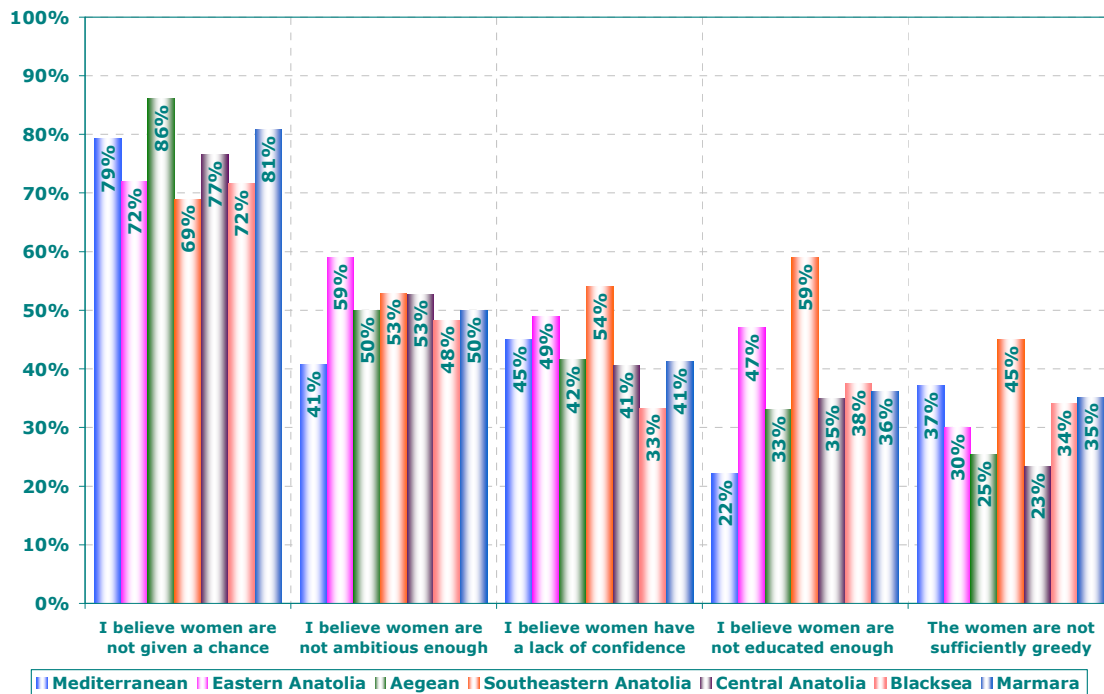


IN YOUR OPINION, WHAT ARE THE REASONS THAT WOMEN IN TURKEY ARE UNDER REPRESENTED IN POLITICAL DECISION MAKING MECHANISMS?



If there were general elections tomorrow, 89% of the ones who claim that they will disqualify their vote, 84% of the ones who claim that they will vote for CHP and 83% of the ones who claim that they will vote for DTP indicate the reason of the women to be under-represented in the politics as the "women are not given a chance". One of the most important indicators here is that 77% of the ones who will not vote think the women are not given a chance in the politics. And this means that it should not be disregarded that one of the ways to attract the group of the people for voting is to give more chance to women in the politics.

IN YOUR OPINION, WHAT ARE THE REASONS THAT WOMEN IN TURKEY ARE UNDER REPRESENTED IN POLITICAL DECISION MAKING MECHANISMS?

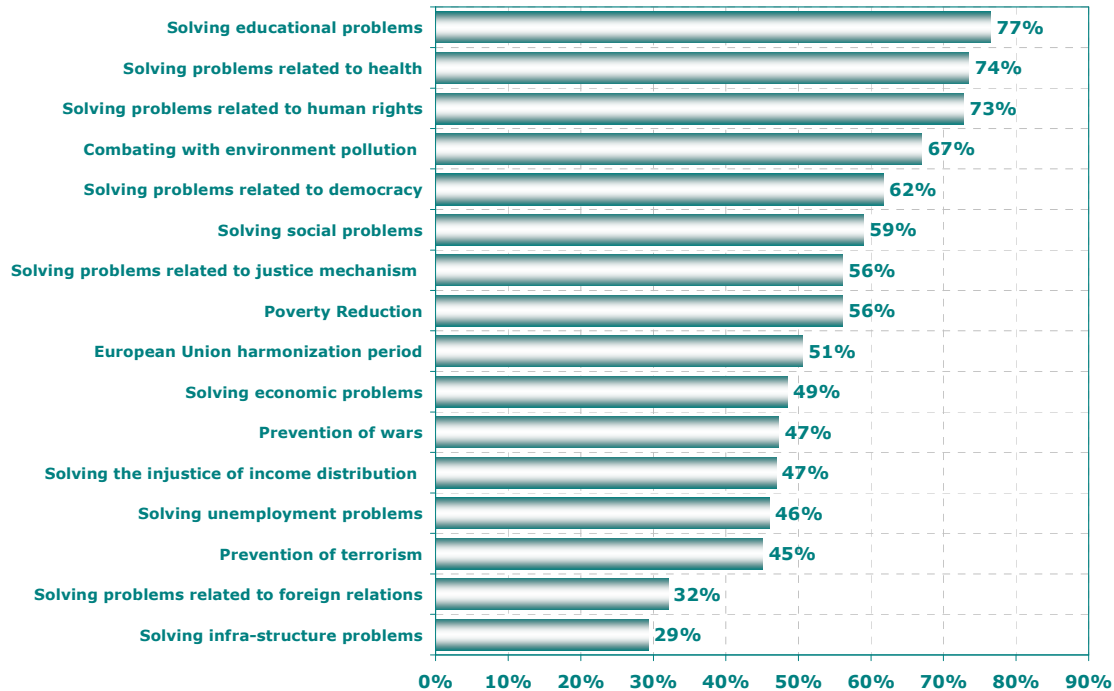


The lowest percentage of the people are in Mediterranean Region (22%) who think that the women are under-represented in the politics because women are not educated enough. In Aegean Region 86% of the people think that women are given less chance in the politics and therefore they are under-represented. And the ones who indicate the reason of the women to be under-represented in the politics is derived from women again are concentrated in Southeastern Anatolia Region.

6.4 POLICY AREA WHICH TURKEY WILL RAPIDLY PROGRESS IN WITH AN INCREASE IN WOMEN'S PARTICIPATION IN POLITICS

With an increase in women's participation in political decision-making mechanisms, which policy areas do you believe Turkey will rapidly progress in?	Responses	Percent of Responses	Base percent
Solving educational problems	765	8,8	76,5
Solving problems related to health	735	8,4	73,5
Solving problems related to human rights	728	8,3	72,8
Combating with environment pollution	670	7,7	67,0
Solving problems related to democracy	617	7,1	61,7
Solving social problems	590	6,8	59,0
Poverty Reduction	561	6,4	56,1
Solving problems related to justice mechanism	561	6,4	56,1
European Union harmonization period	506	5,8	50,6
Solving economic problems	485	5,6	48,5
Prevention of wars	473	5,4	47,3
Solving the injustice of income distribution	469	5,4	46,9
Solving unemployment problems	460	5,3	46,0
Prevention of terrorism	451	5,2	45,1
Solving problems related to foreign relations	320	3,7	32,0
Solving infra-structure problems	293	3,4	29,3
No opinion	3	0,0	0,3
None of these	43	0,5	4,3
Total of responses	8730	100,0	
Base	1000		873,0

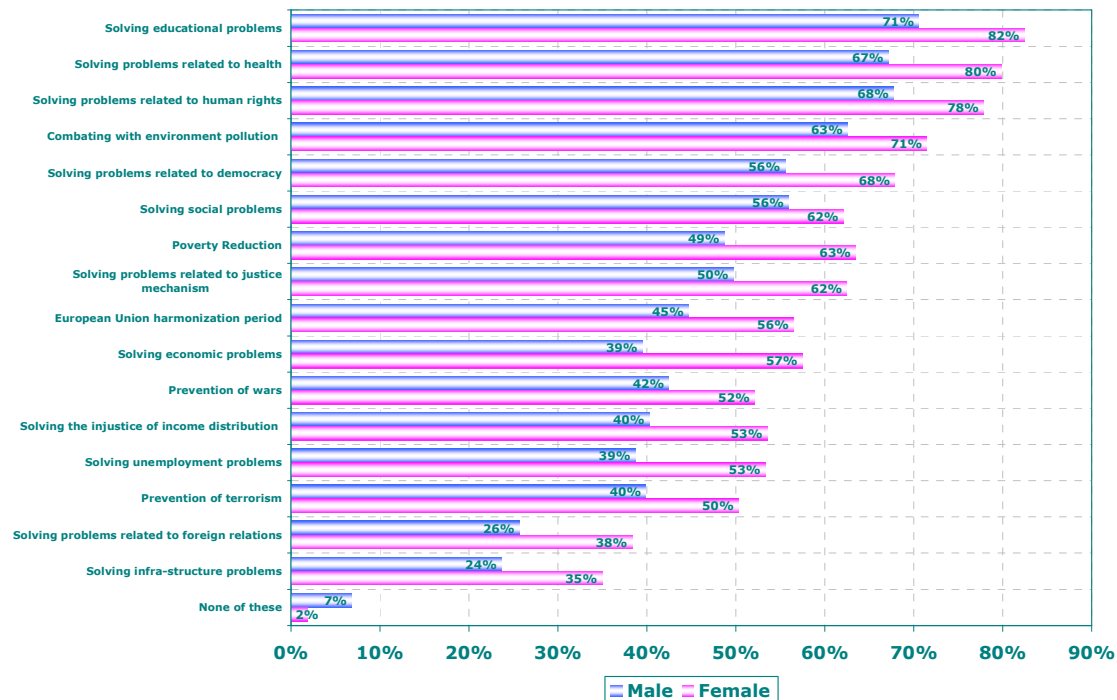
WITH AN INCREASE IN WOMEN'S PARTICIPATION IN POLITICAL DECISION MAKING MECHANISMS, WHICH POLICY AREAS DO YOU BELIEVE TURKEY WILL RAPIDLY PROGRESS IN?



With an increase in women's participation in politics it is thought that first of all Turkey's problems regarding Education (77%), Health (74%) and Human Rights will rapidly progress. 67% of the ones who have participated in the survey think that with an increase in women's participation in politics there will be rapidly progress in combating with environment pollution and 62% of them think that there will be rapid progress in solution of the problems regarding Democracy. It is thought that there will not be much progress in the solution of the problems related to Foreign Policy (32%) and infrastructure (29%) even with an increase in women's participation in politics.

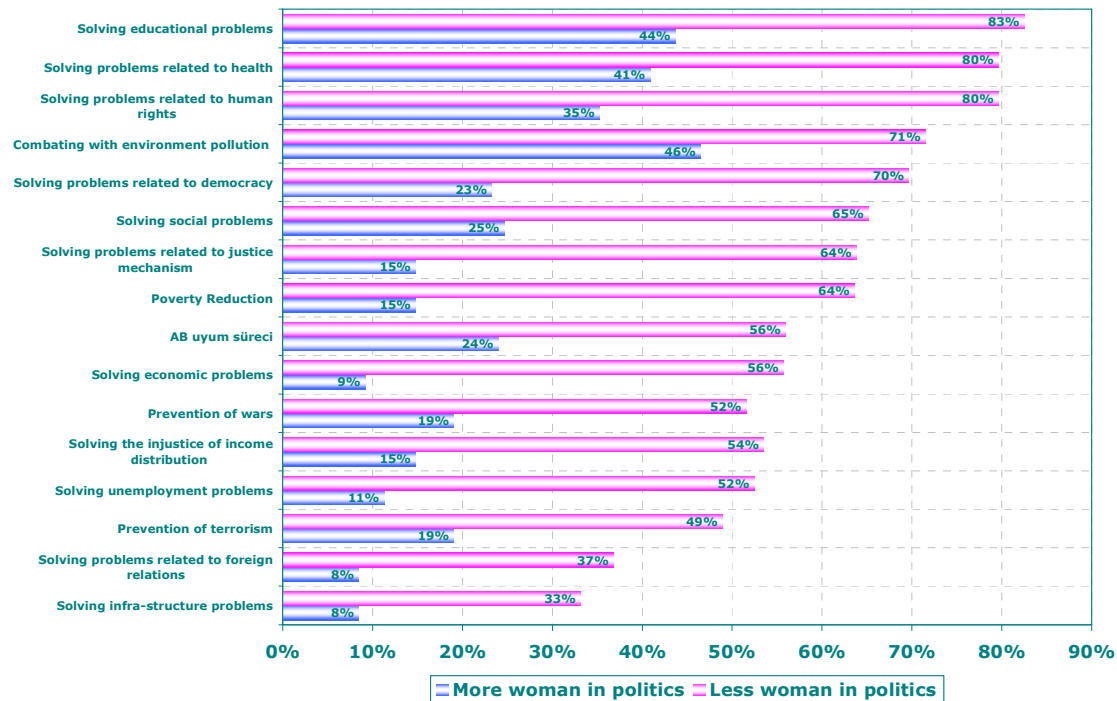
Within the framework of these results it is thought that with an increase in women's participation ratio there will be rapid progress in almost all problems.

WITH AN INCREASE IN WOMEN'S PARTICIPATION IN POLITICAL DECISION MAKING MECHANISMS, WHICH POLICY AREAS DO YOU BELIEVE TURKEY WILL RAPIDLY PROGRESS IN?



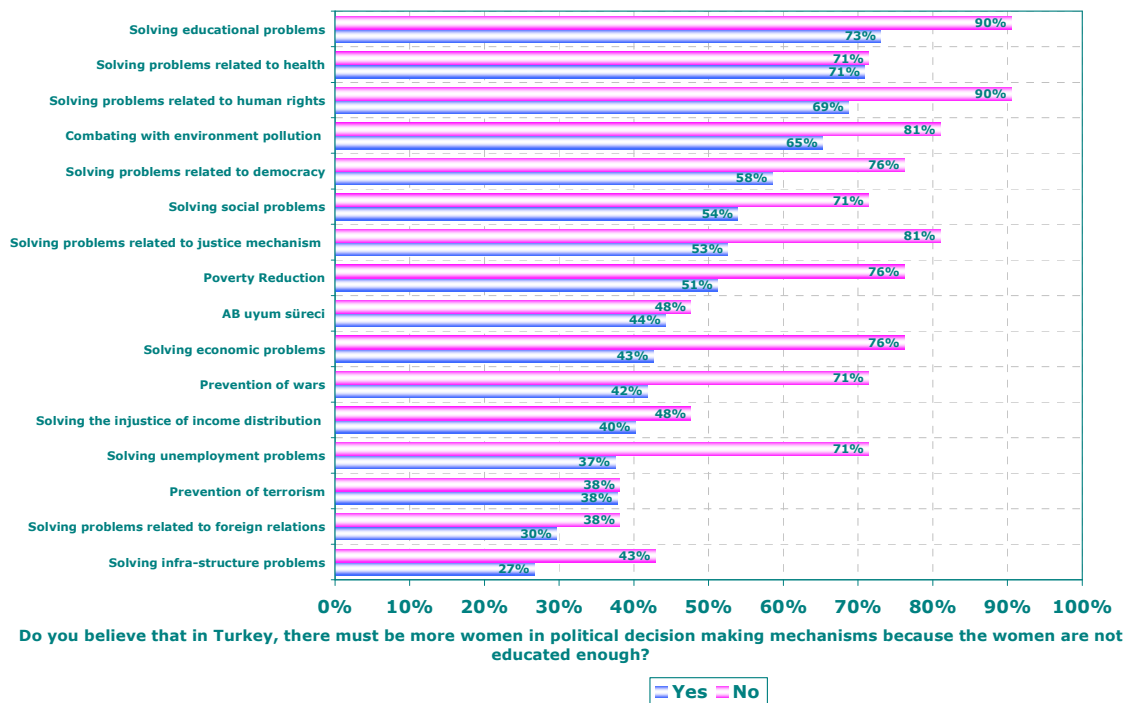
There are specific differences between men and women's opinions related to the progress in the solution of the problems with the women's participation in politics in Turkey. Women compared to the men think that the participation of the women in the politics will progress the solution of the problems more. Especially while the percentage of the women who think that the increase in women's participation in the politics will help reducing the Poverty, this percentage is 49% among the men. The same differences between the responses of the women and men can also be seen in the opinion of that the participation of the women in the politics will progress the solution of economic problems. While the 57% of the women think that there will be progress in the solution of the economic problems with the participation of women in the politics, 39% of the men agree with this opinion. As is understood from these results, in politics, women believe themselves much more than men believe them.

WITH AN INCREASE IN WOMEN'S PARTICIPATION IN POLITICAL DECISION MAKING MECHANISMS, WHICH POLICY AREAS DO YOU BELIEVE TURKEY WILL RAPIDLY PROGRESS IN?



The ones, who want to see the more women in politics, think that with the increase in women's participation in politics there will be progress in all problems. And the ones who want to see fewer women in the politics think the complete opposite of this opinion. While 80% of the ones who want the women to be represented more in the politics indicate that the participation of the women in the politics will progress the solution of the education problems, 40% of the ones who want to see less women in the politics agree with this opinion.

WITH AN INCREASE IN WOMEN'S PARTICIPATION IN POLITICAL DECISION MAKING MECHANISMS, WHICH POLICY AREAS DO YOU BELIEVE TURKEY WILL RAPIDLY PROGRESS IN?



While the 90% of the ones who do not claim that the women are under-represented in the politics because they are not educated enough believe that with the participation of the women the education problems will be solved, 77% of the ones agree with this opinion who believe that the women are under-represented because they are not educated enough.

WITH AN INCREASE IN WOMEN'S PARTICIPATION IN POLITICAL DECISION MAKING MECHANISMS, WHICH POLICY AREAS DO YOU BELIEVE TURKEY WILL RAPIDLY PROGRESS IN?

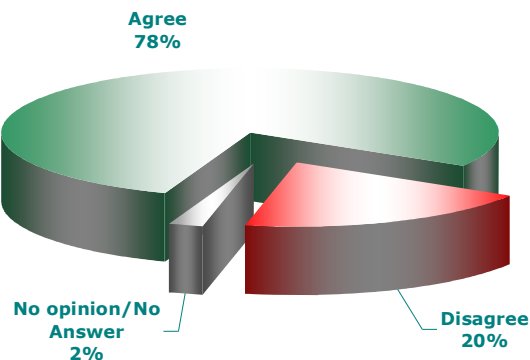


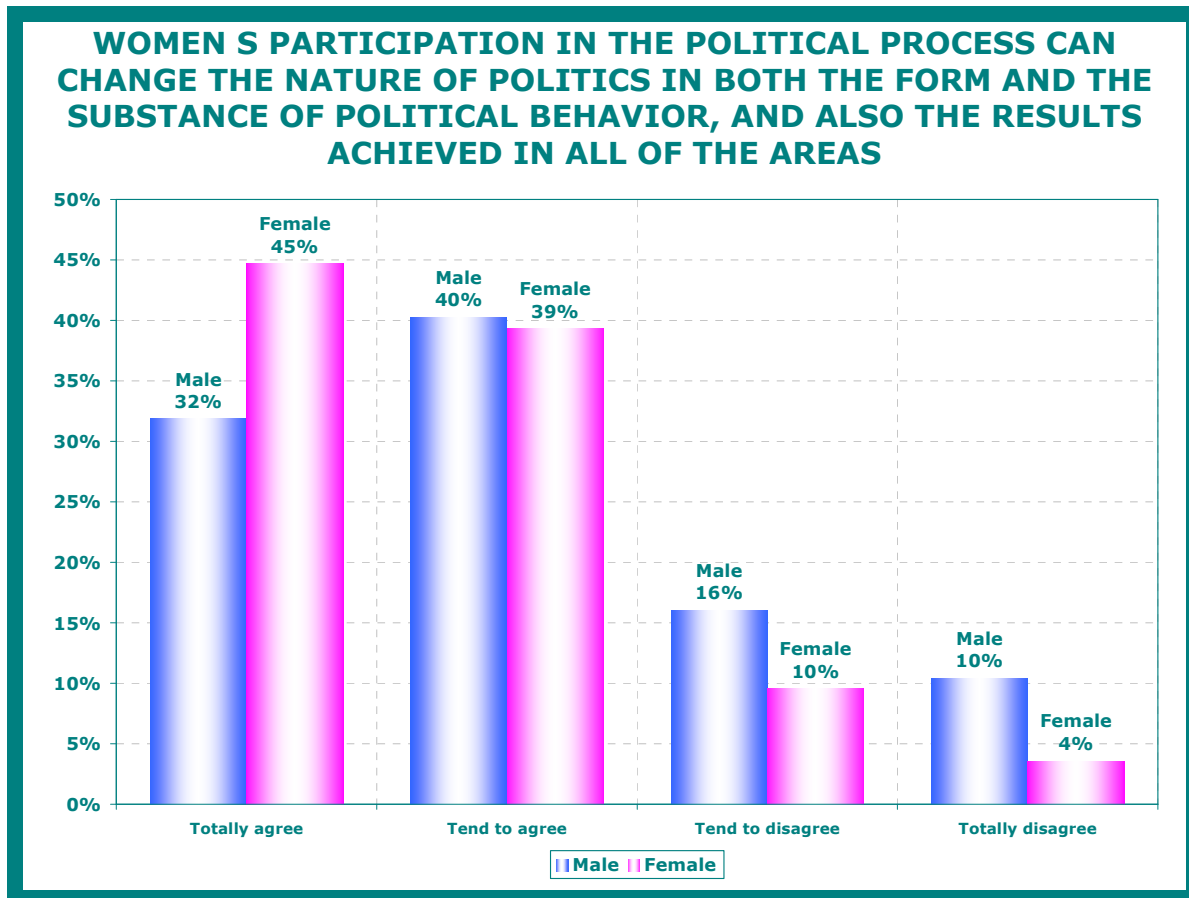
There is a direct correlation between the political parties' providing more opportunities for the female politicians and to the success rates of improving the solution to Turkey's problems. The percentage of the increase in the women's participation in the politics acts as a catalyst to remedy the existing problems in the Turkish socio-political landscape.

While 78% of the interviewed people agree the opinion of, "Women's participation in the political process can change positively the nature of politics in both the form and the substance of political behavior, and also the results achieved in all of the areas." 20% of them indicated that they disagree with this opinion. The percentage of the ones who totally agree is 38%, tend to agree is 40%, tend to disagree is 13%, totally disagree is 7%.

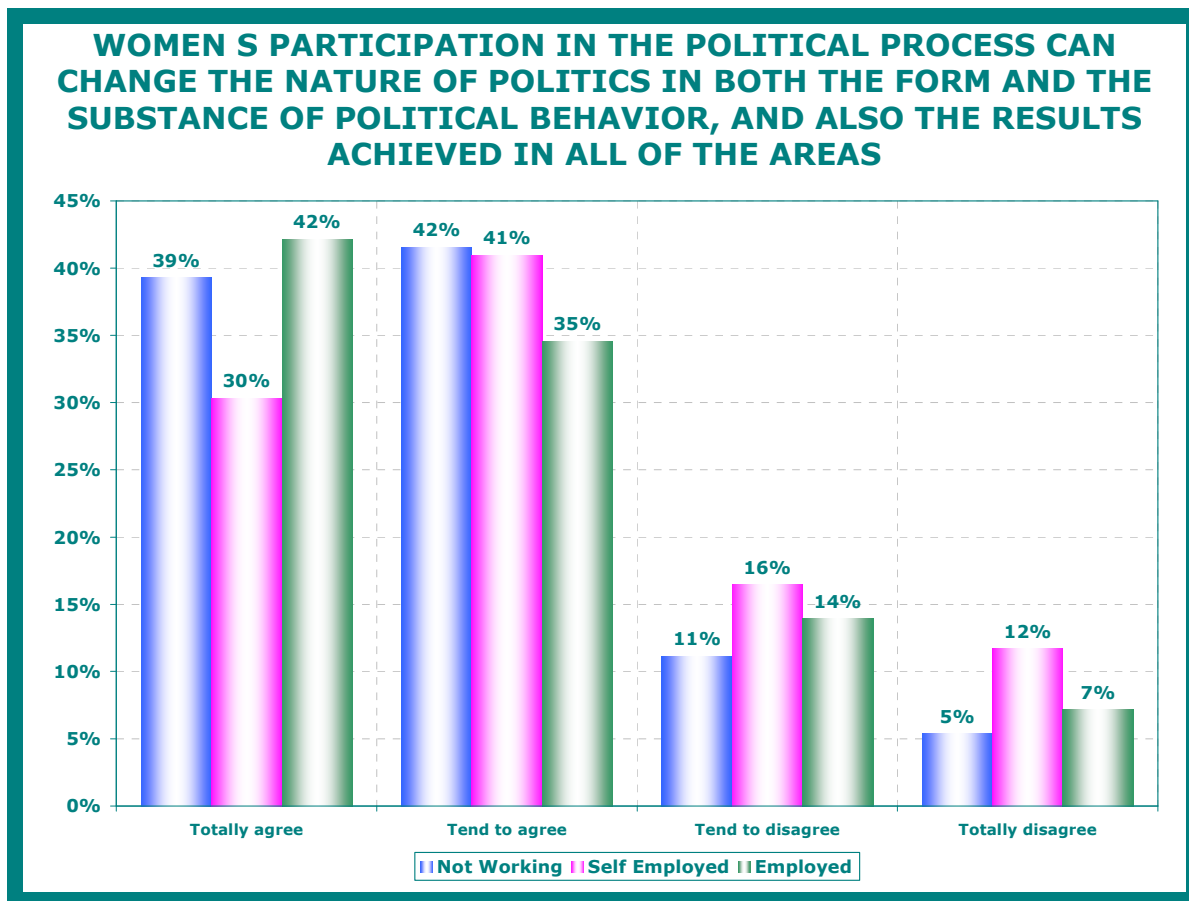
How much do you agree or disagree with the following statement? Women s participation in the political process can change the nature of politics in both the form and the substance of political behavior, and also the results achieved in all of the areas.	Frequency	Percent
Totally agree	383	38,3
Tend to agree	398	39,8
Tend to disagree	128	12,8
Totally disagree	70	7,0
No opinion	17	1,7
No answer	4	0,4
Total	1000	100,0

WOMEN S PARTICIPATION IN THE POLITICAL PROCESS CAN CHANGE THE NATURE OF POLITICS IN BOTH THE FORM AND THE SUBSTANCE OF POLITICAL BEHAVIOR, AND ALSO THE RESULTS ACHIEVED IN ALL OF THE AREAS



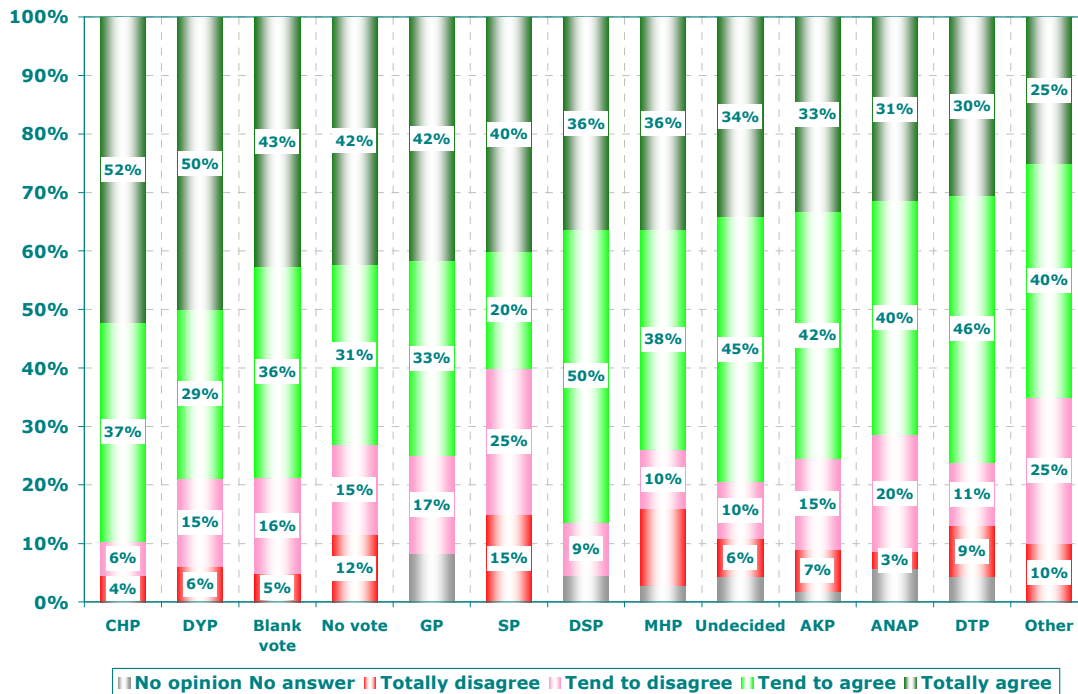


The women's response was more vehement in comparison to the men in regard to the opinion of whether "Women's participation in the political process can change the nature of politics in both the form and the substance of political behavior, and also the results achieved in all of the areas."



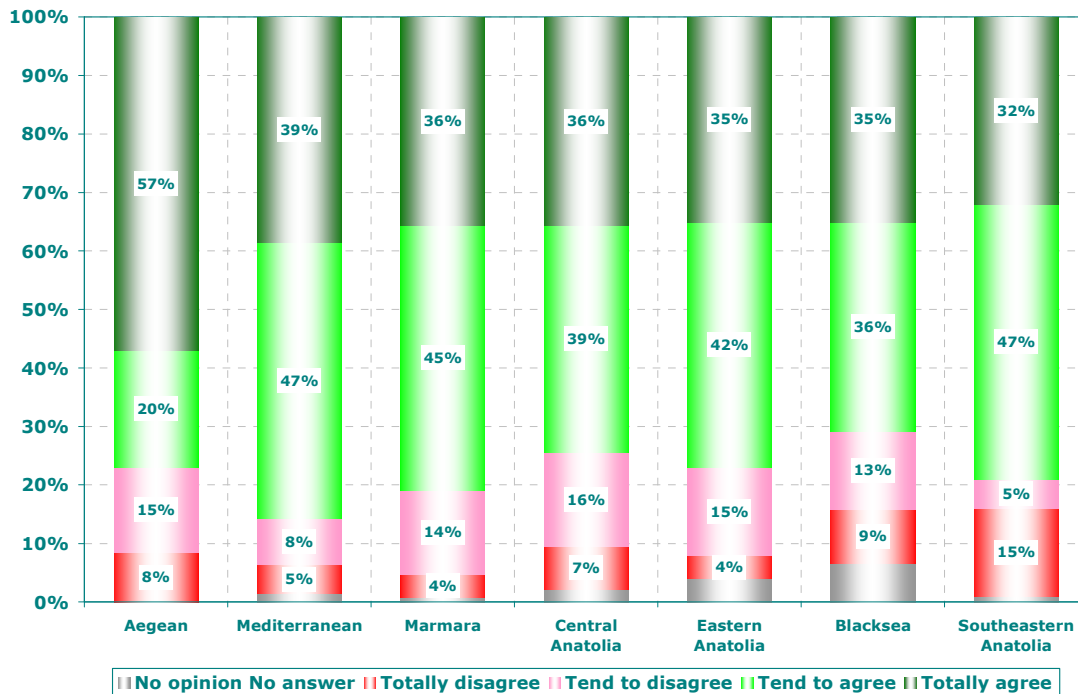
As a result of the statistical significance tests, it is observed that there is a significant difference between the response I disagree definitely with the statement "It is possible that the participation of women in politics can change both the quality of politics in terms of the ways of political behavior and content and also can influence the results obtained in all areas positively" with the working condition variable. The self-employed have responded by saying that they totally disagree with this statement with a higher percentage in comparison with the unemployed.

WOMEN'S PARTICIPATION IN THE POLITICAL PROCESS CAN CHANGE THE NATURE OF POLITICS IN BOTH THE FORM AND THE SUBSTANCE OF POLITICAL BEHAVIOR, AND ALSO THE RESULTS ACHIEVED IN ALL OF THE AREAS



As a result of the performed statistical significance tests, differences were observed between the ones who think to vote to CHP and the ones who think to vote AKP if there were general elections tomorrow, on the basis of the totally disagreeing response to "Women's participation in the political process can change the nature of politics in both the form and the substance of political behavior, and also the results achieved in all of the areas." Supporters of AKP do not definitely agree with the statement above with a rate higher than those who support CHP.

WOMEN'S PARTICIPATION IN THE POLITICAL PROCESS CAN CHANGE THE NATURE OF POLITICS IN BOTH THE FORM AND THE SUBSTANCE OF POLITICAL BEHAVIOR, AND ALSO THE RESULTS ACHIEVED IN ALL OF THE AREAS



As a result of the statistical significance tests the ones who live in the Aegean Region have indicated more compared to the ones who live in the other regions that they totally agree with the opinion of "Women's participation in the political process can change the nature of politics in both the form and the substance of political behavior, and also the results achieved in all of the areas." The ones who totally agree at the lowest percentage with this opinion are those who live in Southeastern Region.

6.5 POLITICAL CHOOSES

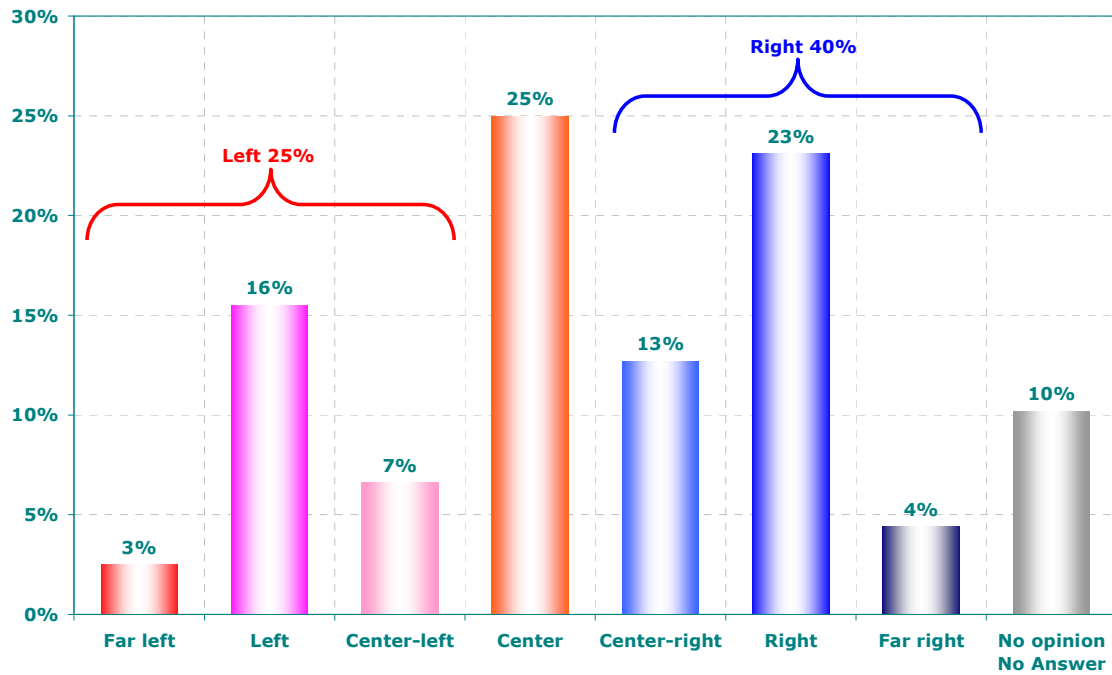
6.5.1 POLITICAL SPECTRUM IN TURKEY

25% of those participating in the survey have defined themselves as being on the left of the political spectrum, 25% in the center and 40% on the right.

The percentage of the ones who define themselves on the far left is 3%, on the far right is 23%, on the left 16%, on the right 23%, on the center-left 7%, and on the centre-right 23%. The percentage of the ones who define themselves on the centre is 25%.

Where do you rank yourself in the political spectrum when you think of your political choices?	Frequency	Percent
Far left	25	2,5
Left	155	15,5
Center-left	66	6,6
Center	250	25,0
Center-right	127	12,7
Right	231	23,1
Far right	44	4,4
No opinion	63	6,3
No answer	39	3,9
Total	1000	100,0

WHERE DO YOU RANK YOURSELF IN THE POLITICAL SPECTRUM WHEN YOU THINK OF YOUR POLITICAL CHOICES?

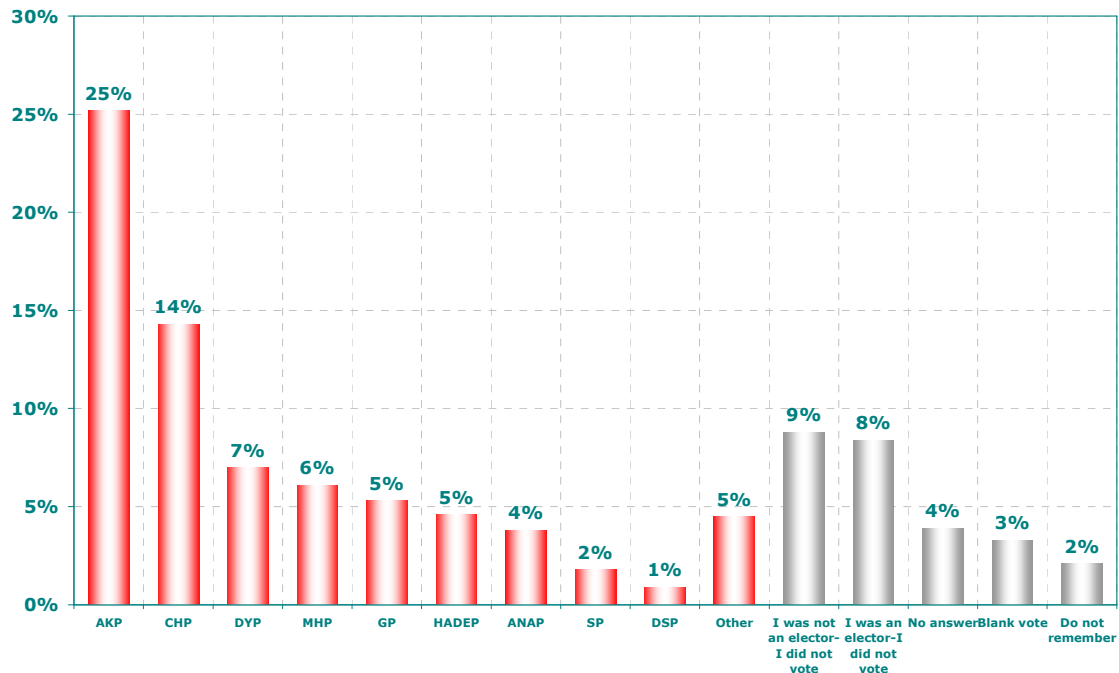


6.5.2 THE POLITICAL CHOICES ON 3 NOVEMBER 2002

When it is asked to the ones who have participated in the survey as at the 3rd November 2002 General Elections which political party you voted for, 74% of them have indicated the party they voted for. And the 9% of the ones participated in the survey are generated as new voters. The results are weighted according to the real election results of the sample points that the survey was performed and then normalized on the basis of the 3rd November 2002 general election results throughout Turkey.

At the November 2002 General Elections, which political party did you vote for? (weighted)	Frequency	Percent	Valid percent
AKP	252	25,2	34,3
CHP	143	14,3	19,4
DYP	70	7,0	9,5
MHP	61	6,1	8,4
GP	53	5,3	7,2
HADEP	46	4,6	6,2
ANAP	38	3,8	5,1
SP	18	1,8	2,5
DSP	9	0,9	1,2
Other	45	4,5	6,1
Total of who mentioned party's names	735	73,5	100,0
Blank vote	33	3,3	
I was an elector-I did not vote	84	8,4	
I was not an elector-I did not vote	88	8,8	
I do not remember	21	2,1	
No answer	39	3,9	
Total of who did not mention party's names	265	26,5	
General Total	1000	100,0	

AT THE NOVEMBER 2002 GENERAL ELECTIONS, WHICH POLITICAL PARTY DID YOU VOTE FOR? (WEIGHTED)



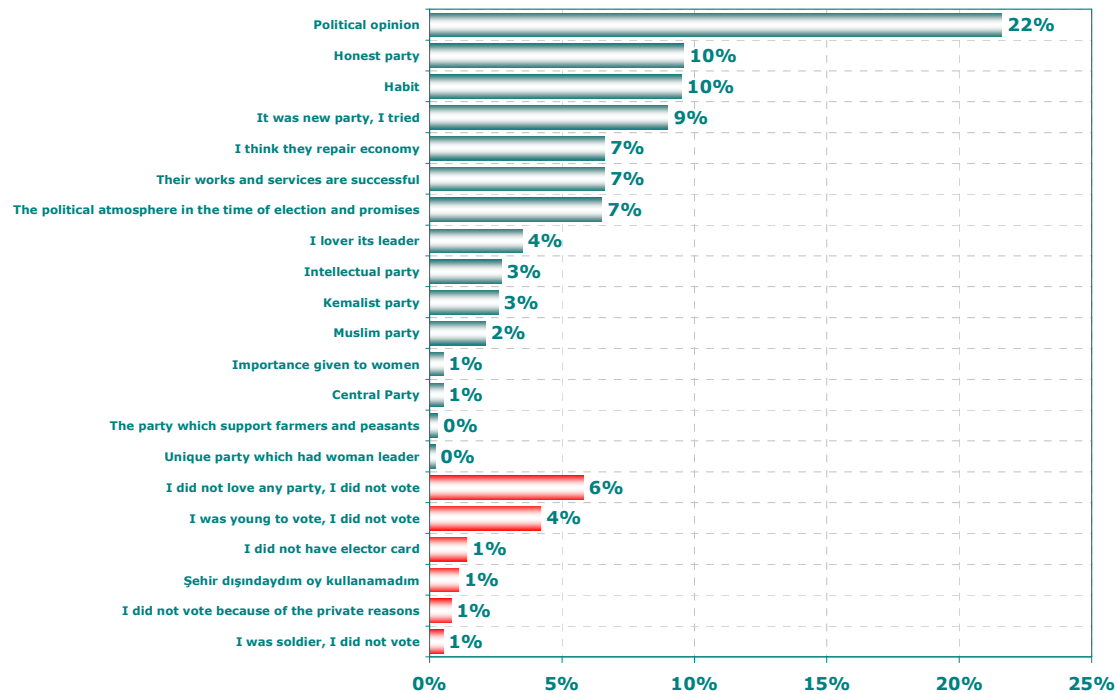
6.5.3 3 THE REASONS OF POLITICAL CHOICES ON 3 NOVEMBER 2002

In accordance with the political views of the 22% of the voters who voted in the 3rd November 2002 general elections, 10% of them indicated that they have chosen as it is a honest party and habit and 9% of them indicated as it was a new party and they tried.

The ones who did not vote in the 3rd November General elections indicated the reason of non-voting as there were not any party that they like.

Can you explain why you preferred this political choice?	Responses	Percent of Responses	Base percent
Political opinion	216	19,4	21,6
Honest party	96	8,6	9,6
Habit	95	8,5	9,5
It was new party, I tried	90	8,1	9,0
Their works and services are successful	66	5,9	6,6
I think they repair economy	66	5,9	6,6
The political atmosphere in the time of election and promises	65	5,8	6,5
I lover its leader	35	3,1	3,5
Intellectual party	27	2,4	2,7
Kemalist party	26	2,3	2,6
Muslim party	21	1,9	2,1
I did not vote because of the private reasons	8	0,7	0,8
Central Party	5	0,4	0,5
Importance given to women	5	0,4	0,5
The party which support farmers and peasants	3	0,3	0,3
Unique party which had women leader	2	0,2	0,2
I did not love any party, I did not vote	58	5,2	5,8
I was young to vote, I did not vote	42	3,8	4,2
I did not have elector card	14	1,3	1,4
I was out of the city, I didn't vote	11	1,0	1,1
I was soldier, I did not vote	5	0,4	0,5
No opinion	52	4,7	5,2
No answer	105	9,4	10,5
Total of responses	1113	100,0	
Base	1000		111,3

THE REASONS OF POLITICAL CHOICES ON 3 NOVEMBER 2002

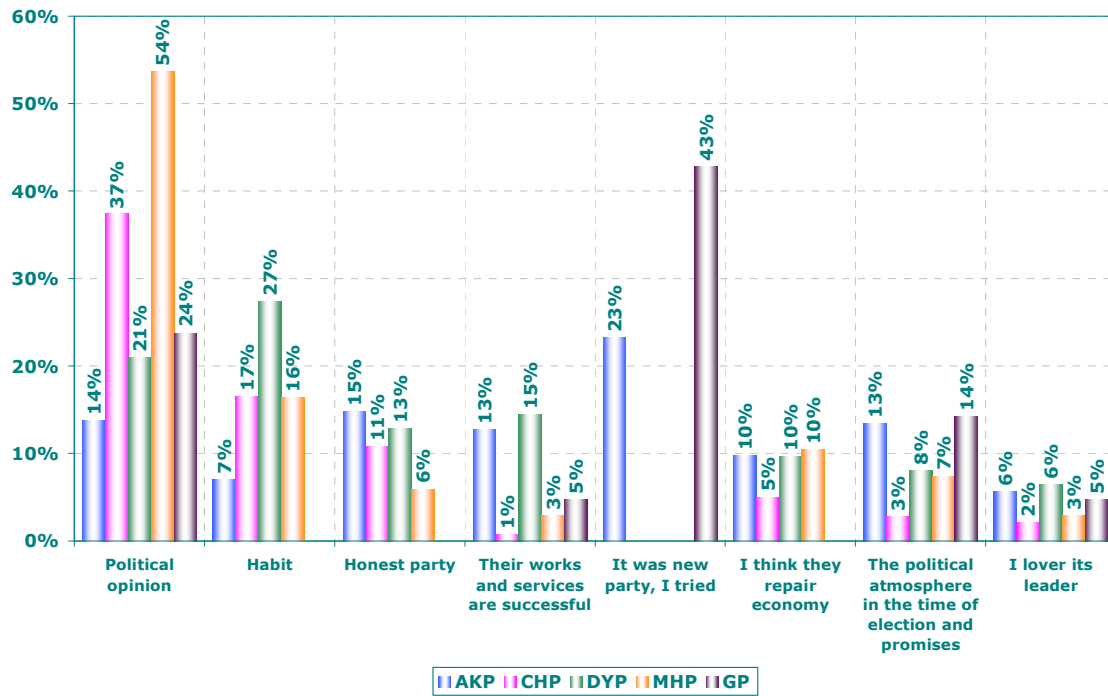


The 14% of the ones who have voted for AKP in the 3rd November 2002 as it reflected their political opinion, 7% of them because of habit, 15% of them because it was a honest party, 13% because they were satisfied with the works and services, 23% of them to try, 10% as they believed it can repair the economy, 13% of them because of the political atmosphere in the time and promises, and 6% as they like the leader.

The 37% of the ones who have voted for CHP as it reflected their political opinion, 17% of them because of habit, 11% of them because it was a honest party, 1% because they were satisfied with the works and services, 5% as they believed it can repair the economy, 3% of them because of the political atmosphere in the time and promises, and 2% as they like the leader.

The 21% of the ones who have voted for DYP as it reflected their political opinion, 27% of them because of habit, 13% of them because it was a honest party, 15% because they were satisfied with the works and services, 10% as they believed it can repair the economy, 13% of them because of the political atmosphere in the time and promises, and 6% as they like the leader.

THE REASONS OF POLITICAL CHOICES ON 3 NOVEMBER 2002

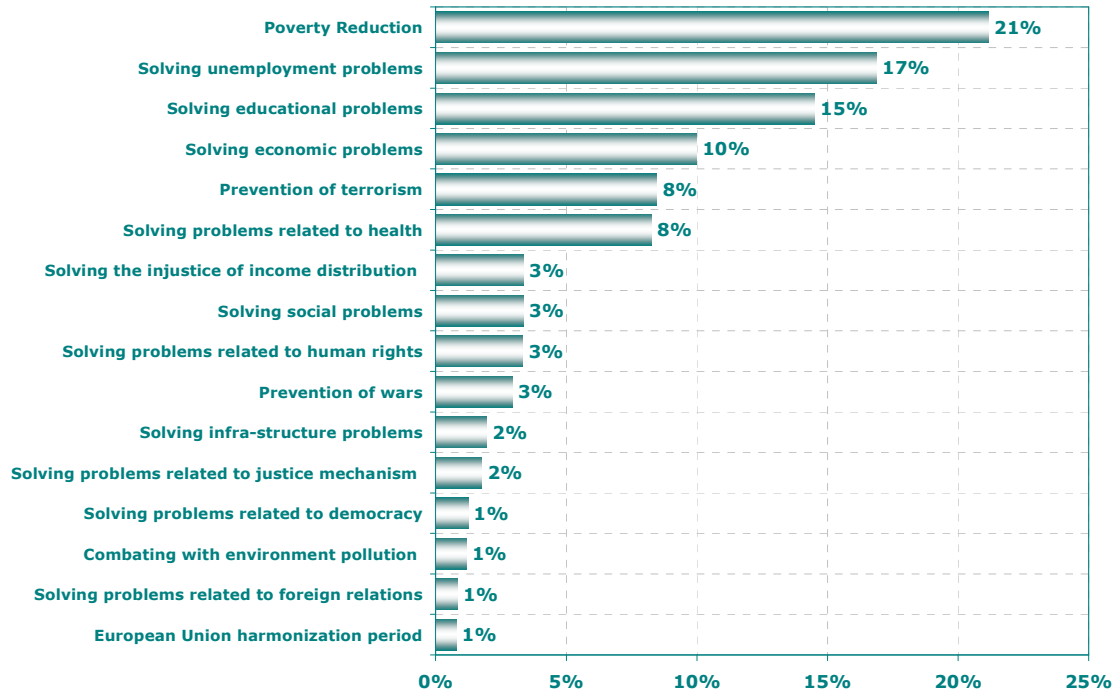


6.5.4 POLICY PRIORITY OF POLITICAL PARTIES

The most important 3 expectations from the political parties are successively poverty reduction, solving unemployment problems and solving the educational problems. The probability of increasing the vote percentage is high for the parties who inspire confidence to their voters on these three subjects.

If you think independent from the party you consider voting for, at the upcoming General Elections, which policy areas working party you can vote for?								
	1 st Priority		2 nd Priority		3 rd Priority		Weighted Mean	
	Freq	%	Freq	%	Freq	%	Freq	%
Poverty Reduction	326	32,6	105	10,5	81	8,1	1269	21,2
Solving unemployment problems	174	17,4	174	17,4	142	14,3	1012	16,9
Solving educational problems	154	15,4	152	15,2	104	10,4	870	14,5
Solving economic problems	84	8,4	127	12,7	93	9,3	599	10,0
Prevention of terrorism	78	7,8	82	8,2	110	11	508	8,5
Solving problems related to health	51	5,1	117	11,7	108	10,8	495	8,3
Solving the injustice of income distribution	22	2,2	39	3,9	58	5,8	202	3,4
Solving social problems	27	2,7	38	3,8	44	4,4	201	3,4
Solving problems related to human rights	16	1,6	42	4,2	68	6,8	200	3,3
Prevention of wars	21	2,1	31	3,1	51	5,1	176	2,9
Solving infra-structure problems	14	1,4	28	2,8	19	1,9	117	2,0
Solving problems related to justice mechanism	9	0,9	24	2,4	31	3,1	106	1,8
Solving problems related to democracy	9	0,9	8	0,8	31	3,1	74	1,2
Combating with environment pollution	6	0,6	17	1,7	18	1,8	70	1,2
Solving problems related to foreign relations	5	0,5	10	1	15	1,5	50	0,8
European Union harmonization period	4	0,4	6	0,6	23	2,3	47	0,8
Total	1000	100	1000	100	996	100	5996	100,0

IF YOU THINK INDEPENDENT FROM THE PARTY YOU CONSIDER VOTING FOR, AT THE UPCOMING GENERAL ELECTIONS, WHICH POLICY AREAS WORKING PARTY YOU CAN VOTE FOR?

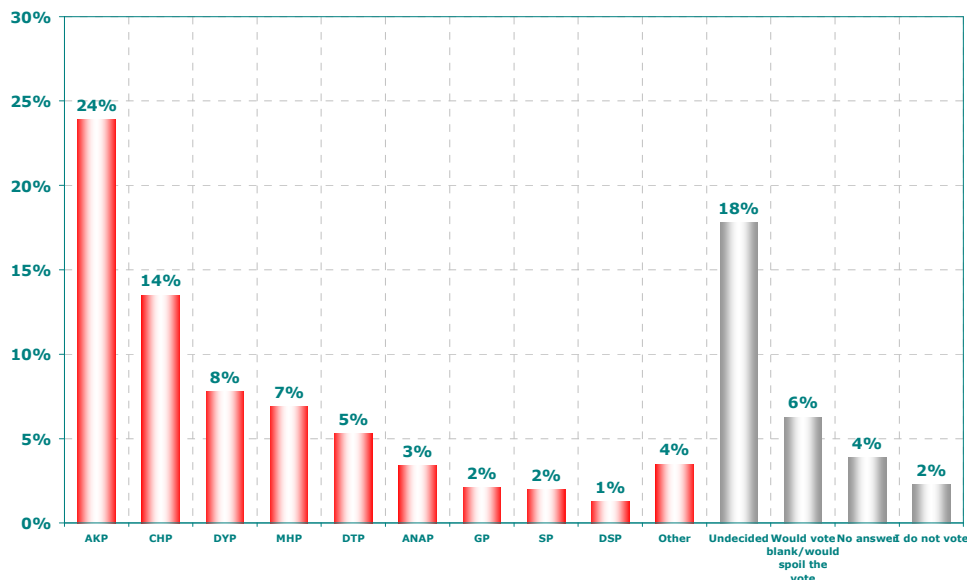


6.5.5 THE POLITICAL CHOICES OF TODAY

If there were general elections tomorrow the percentage of the people who indicate that they will vote for AKP is 24%, percentage of the people who indicate that they will vote for CHP is 14%, percentage of the people who indicate that they will vote for DYP is 8%, and percentage of the people who indicate that they will vote for MHP is 7%. The percentage of the undecided is 18%.

If there were a General Election tomorrow, which party would you vote for?(weighted)	Frequency	Percent	Valid Percent
AKP	239	23,9	34,2
CHP	135	13,5	19,4
DYP	78	7,8	11,2
MHP	69	6,9	9,9
DTP	53	5,3	7,6
ANAP	34	3,4	4,9
GP	21	2,1	3,1
SP	20	2,0	2,8
DSP	13	1,3	1,8
Other	35	3,5	5,0
Total of who mentioned party's names	697	69,7	100,0
Would vote blank/would spoil the vote	63	6,3	
I do not vote	23	2,3	
Undecided	178	17,8	
No answer	39	3,9	
Total of who did not mention party's names	303	30,3	
General total	1000	100,0	

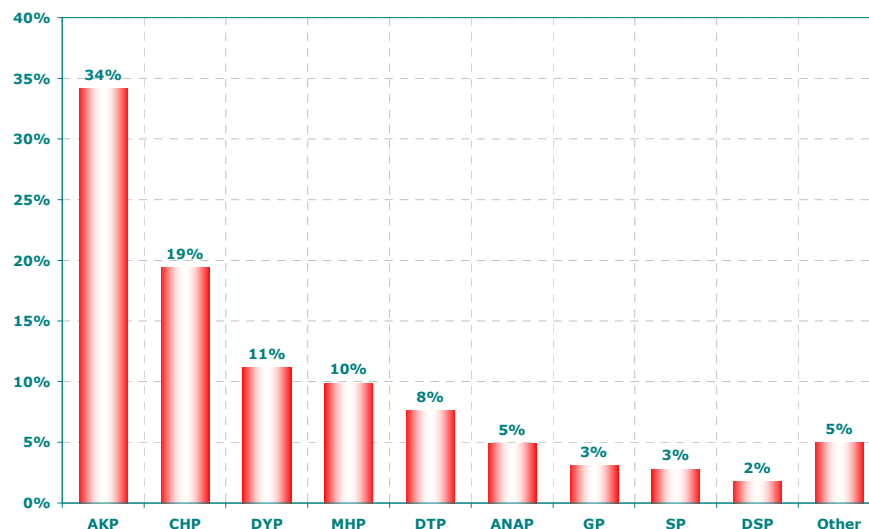
IF THERE WERE A GENERAL ELECTION TOMORROW, WHICH PARTY WOULD YOU VOTE FOR?(WEIGHTED)

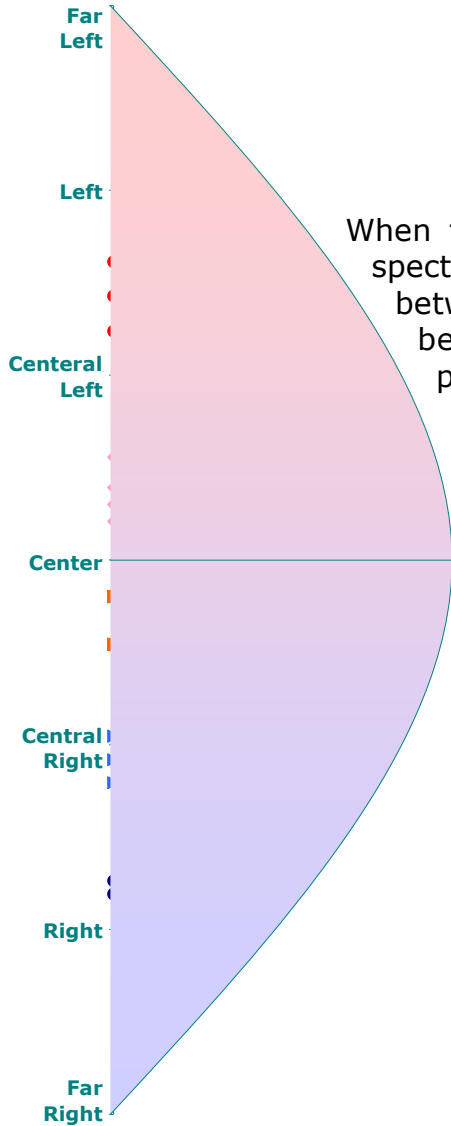


If there were general elections tomorrow, when the voter who did not mention party's name are distributed proportionally, AKP's vote appears as 34%, CHP's vote as 19%, DYP's vote as 11% and MHP's vote as 10%. It is estimated within the framework of these results that the composition of the assembly will be formed out of these four parties.

IF THERE WERE A GENERAL ELECTION TOMORROW, WHICH PARTY WOULD YOU VOTE FOR?

(Weighted-who did not mention party's name are distributed proportionally)





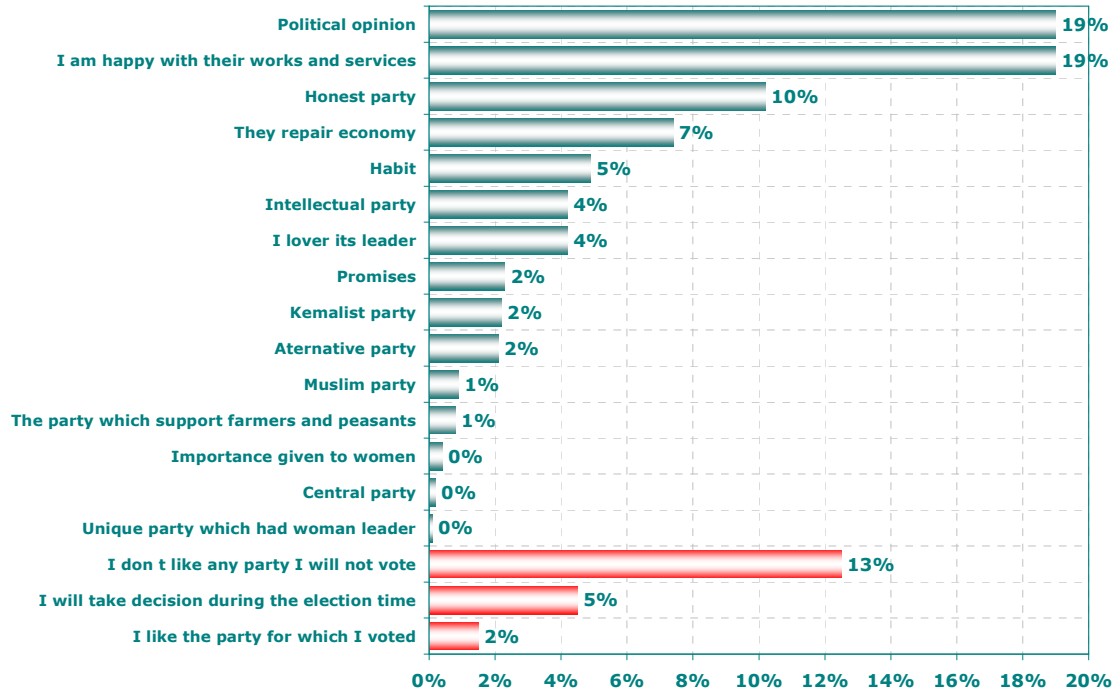
When the political parties located on the political spectrum it is observed that DTP is located between far left and central left and MHP between the far right and central right. The position of the undecided votes to be closer to the right increases the possibility of these to be voted for the parties on the right. The ones who indicate that they will spoil their votes, will not vote and the ones who don't respond are located closer to the left. It can be thought that these groups of people are in the search for a proper party on the left and if they cannot find this party they will not vote.

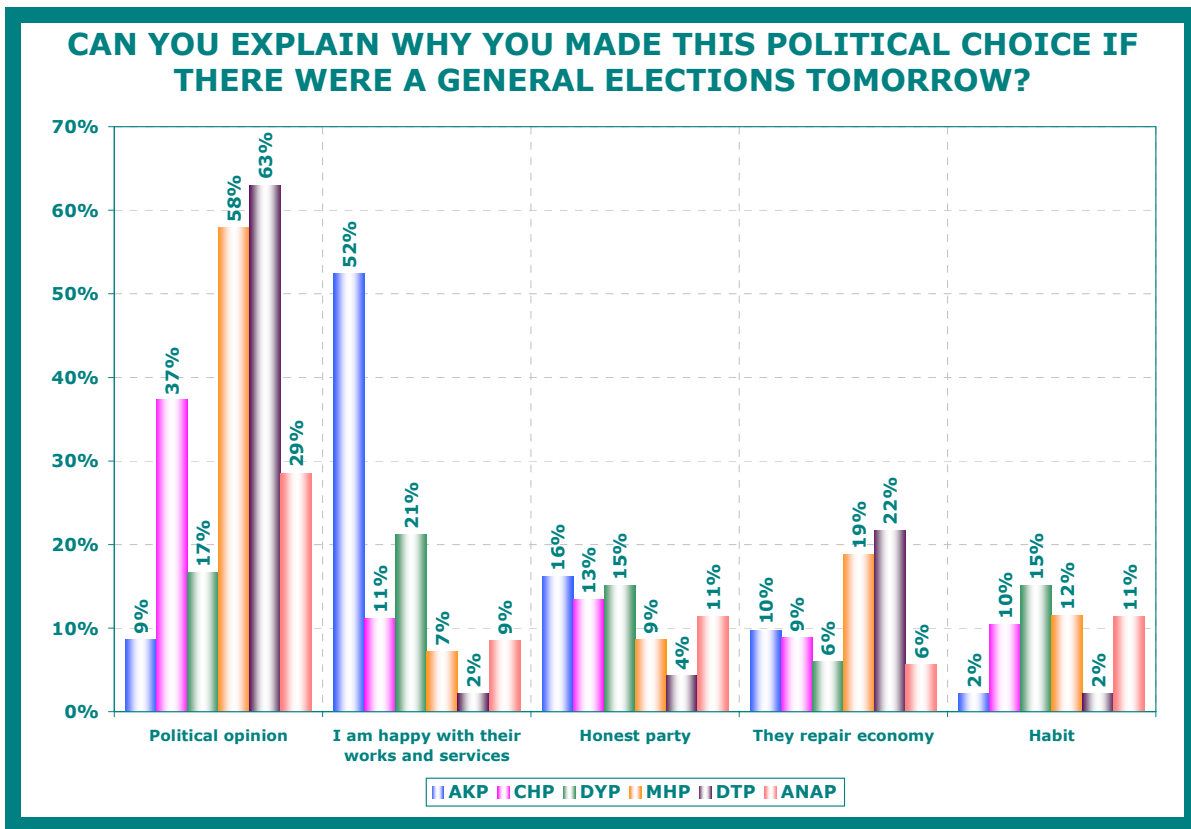
6.5.6 THE REASONS OF TODAY'S THE POLITICAL CHOICES

In a possible general election, the voters indicate their voting preferences to be, according to the party's political opinion (19%), to their successful works (19%) and being an honest party (10%).

Can you explain why you made this political choice?	Responses	Percent of Responses	Base percent
I am happy with their works and services	190	17,1	19,0
Political opinion	190	17,1	19,0
Honest party	102	9,2	10,2
They repair economy	74	6,6	7,4
Habit	49	4,4	4,9
I lover its leader	42	3,8	4,2
Intellectual party	42	3,8	4,2
Promises	23	2,1	2,3
Kemalist party	22	2,0	2,2
Alternative party	21	1,9	2,1
Muslim party	9	0,8	0,9
The party which support farmers and peasants	8	0,7	0,8
Importance given to women	4	0,4	0,4
Central party	2	0,2	0,2
Unique party which had women leader	1	0,1	0,1
I don t like any party I will not vote	125	11,2	12,5
I will take decision during the election time	45	4,0	4,5
I like the party for which I voted	15	1,3	1,5
No opinion	87	7,8	8,7
No answer	63	5,7	6,3
Total	1114	100,0	
Base	1000		111,4

CAN YOU EXPLAIN WHY YOU MADE THIS POLITICAL CHOICE IF THERE WERE A GENERAL ELECTIONS TOMORROW?





52% of the ones who claim that "I vote for AKP if there were general elections tomorrow" specify this as they are pleased with the works and services of them, among the ones who indicate that they will vote for the parties; 37% of the CHP supporters as it is a proper party for their Political opinions, 21% of the DYP supporters as they are satisfied with the services, 58% of the MHP supporters as it is a proper party for their Political opinions, 63% of the DTP supporters as it is a proper party for their Political opinions and 29% of ANAP supporters as it is a proper party for their Political opinions. The most important indicator here is the AKP supporters think to vote for this party because of its works and services performed. On the other hand, 22% of the DTP supporters' indication that they will vote for this party as DTP will repair the economy is interesting.